

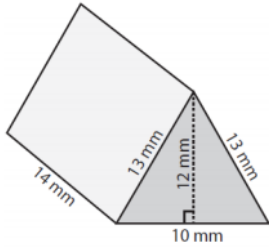
Using a net to find the surface area of a triangular prism

: Worksheet 8.1

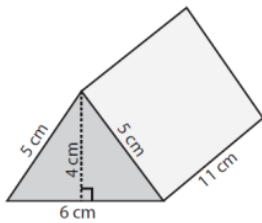
Name Date Score

Use a net to find the surface area of the following triangular prisms

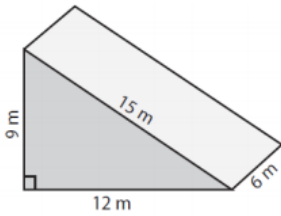
1.



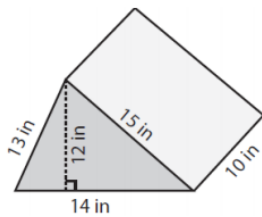
2.



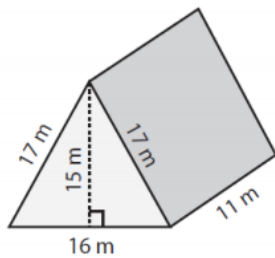
3.



4.

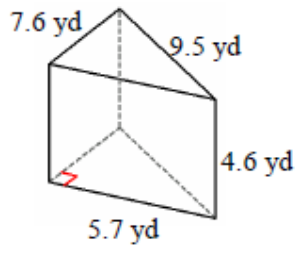


5.

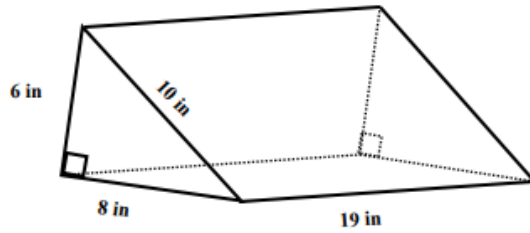


Solutions: Worksheet 8.1

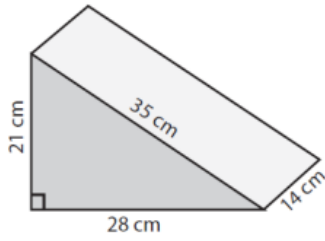
6.



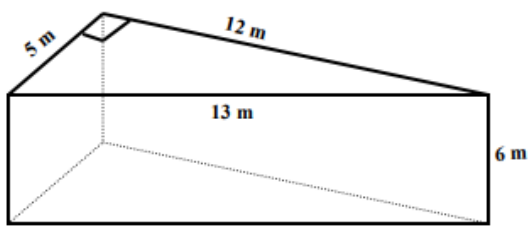
7.



8.



9.



10.



Solutions: Worksheet 8.1

1. Surface Area of triangular prism = 624 square mm
2. Surface Area of triangular prism = 200 square cm
3. Surface Area of triangular prism = 324 square m
4. Surface Area of triangular prism = 588 square inches
5. Surface Area of triangular prism = 790 square m
6. Surface Area of triangular prism = 148.2 square yd
7. Surface Area of triangular prism = 504 square in
8. Surface Area of triangular prism = 1764 square cm
9. Surface Area of triangular prism = 240 square m
10. Surface Area of triangular prism = 506.6 square cm

