

# QTP - CALL TO EXISTING ACTION

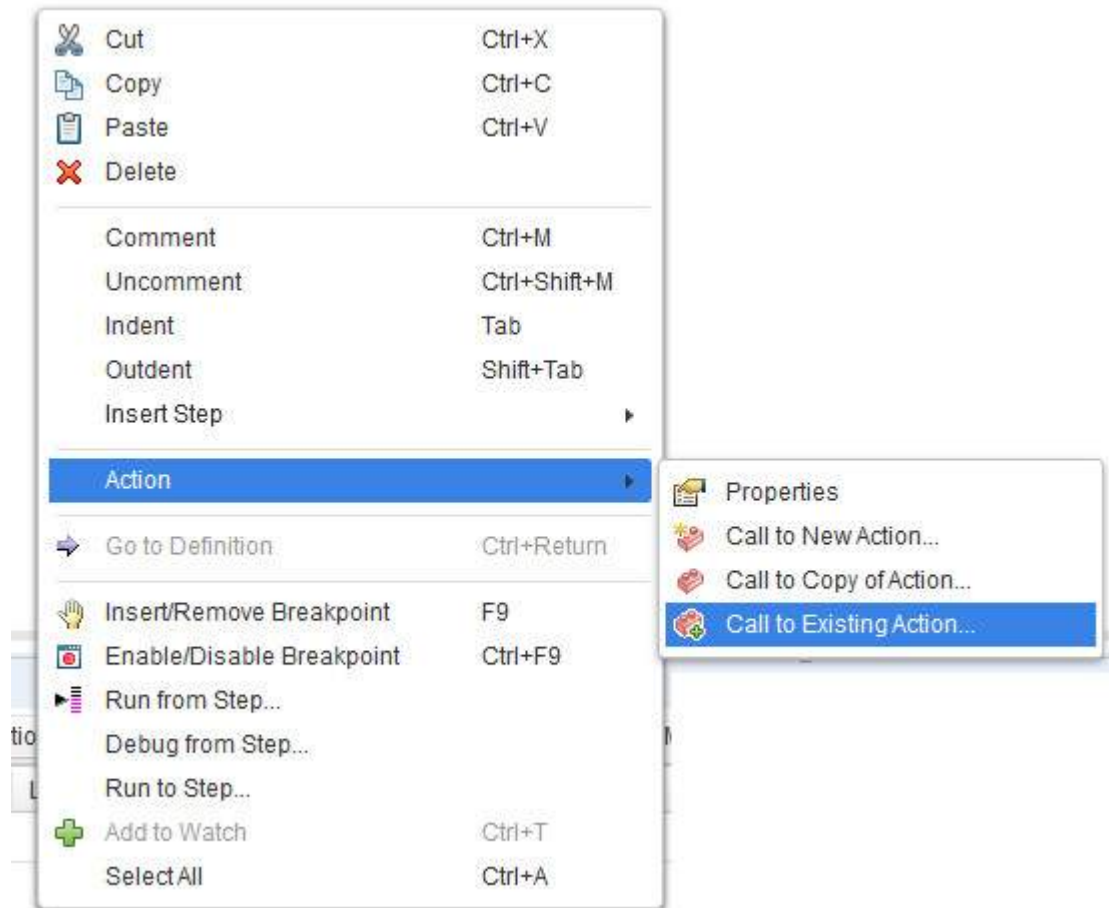
[http://www.tutorialspoint.com/qtp/qtp\\_call\\_to\\_existing\\_action.htm](http://www.tutorialspoint.com/qtp/qtp_call_to_existing_action.htm)

Copyright © tutorialspoint.com

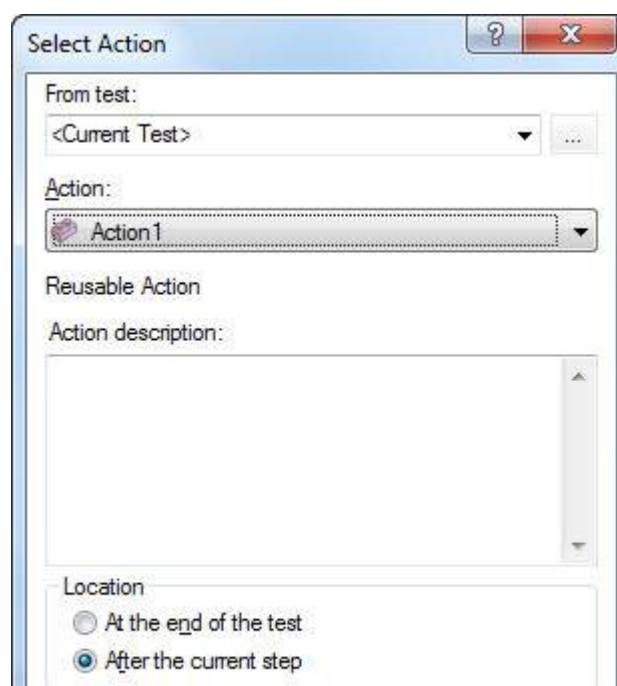
## Inserting call to Existing Action:

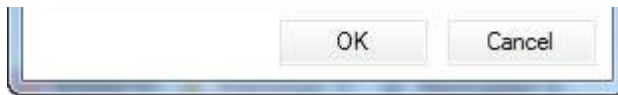
Testers can insert an Existing action at any point of the script by performing the following steps:

**Step : 1** - Right Click on the Scripting area and select "Call to Existing Action"



**Step : 2** - In the "Select Action" Window, give the test name, Action name, description and also specify the location of the action to be inserted.





**Step : 3** - Once inserted, the below script is generated exactly in the location where the action was inserted.

```
RunAction "Action1", oneIteration
```

**Step : 4** - User Can check the changes graphically in the test Name Tab as shown below:

